

2020 Results

10 March 2021



Disclaimer

This document and the information herein does not constitute an offer to sell, to buy or to exchange, nor an invitation to make an offer to buy, to sell or to exchange, nor a recommendation or advice, regarding any security issued by the Inditex Group.

This document contains forward-looking statements. All statements other than statements of historical fact included herein, including, without limitation, those regarding our financial position, business strategy, management plans and objectives for future operations are forward-looking statements. Any such forward-looking statements are subject to risk and uncertainty and thus could differ materially from actual results.

Some of these risks include, amongst others, ongoing competitive pressure in the sector, consumer tastes and spending trends, economic, political, regulatory and trade conditions in the markets where the Inditex Group is present or in the countries where the Group's products are manufactured or distributed.

The risks and uncertainties that could affect the forward-looking statements are difficult to predict. The company assumes no obligation to publicly revise or update its forward-looking statements in the case of unexpected changes, events or circumstances that could affect them. Given the uncertainties of forward-looking statements, we caution readers not to place undue reliance on these statements.

For a discussion of these and other factors that may affect forward looking statements and the Inditex Group's business, financial conditions and results of operations, see the documents and information communicated by the company to the Comisión Nacional del Mercado de Valores (*the Spanish Securities Commission*).

The contents of this disclaimer should be taken into account by all persons or entities.

2020: A year marked
by the pandemic and
key in Inditex's
strategic
transformation



A year marked by the pandemic and key in Inditex's strategic transformation

- ▶ We express our solidarity with the people affected
- ▶ People first. Top priority health and safety of local communities, customers, suppliers and employees
- ▶ Operations seriously disrupted by lockdowns and restrictions
- ▶ We want to express enormous gratitude to our dedicated teams who have been an inspiration during this period

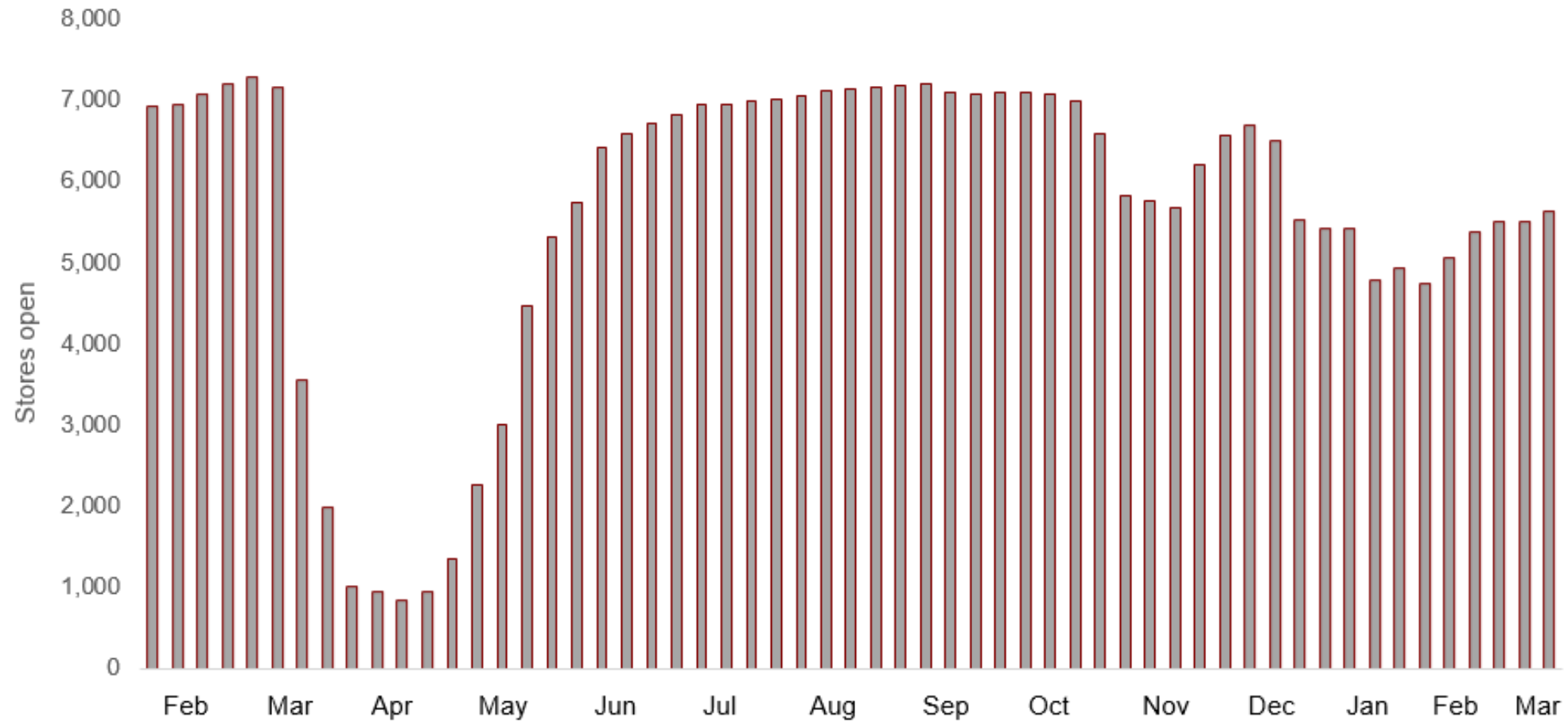
Strong operating performance

- ▶ Remarkable execution in a challenging operational environment
- ▶ Store performance marked by lockdowns and restrictions
- ▶ Outstanding growth in online sales continues
- ▶ Disciplined management of operating expenses
- ▶ Strong cash flow and financial condition
- ▶ Fully confident in our unique business model and strategy: Store & Online integration, digitalisation and sustainability

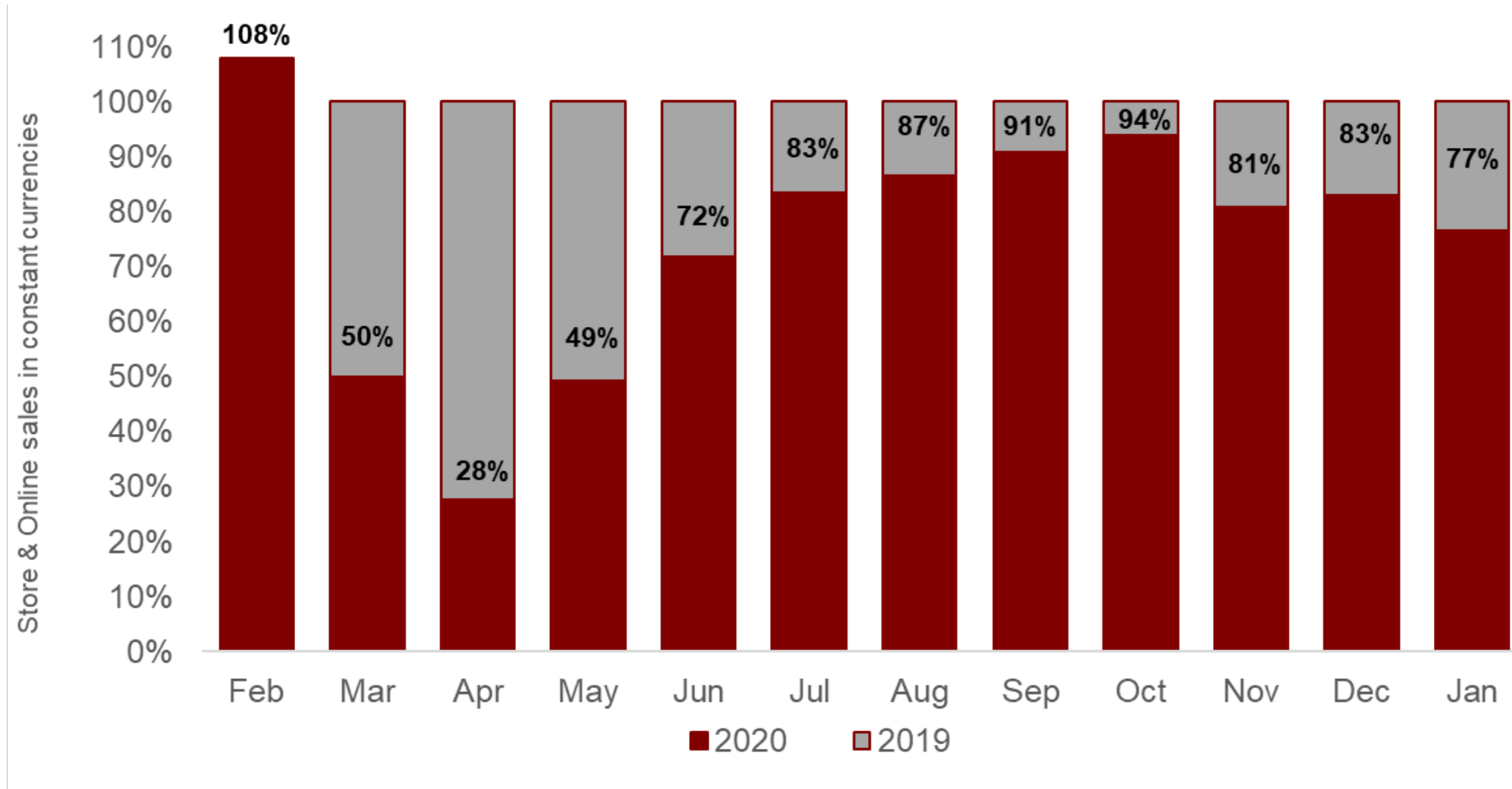
Strong operating performance

- ▶ Total integration of Stores & Online
- ▶ 100% implementation of RFID and SINT. Inditex Open Platform 80% developed
- ▶ Online sales grew +77% in constant currencies
- ▶ Strong customer engagement (5.3 billion online visits, +50%)
- ▶ Gross space growth +2%. Store optimisation in final stages as planned (751 stores absorbed already in 2020)
- ▶ Higher flexibility and lower inventory required. Inventory down 9% (ex-4Q19 provision)
- ▶ A more responsive, adaptable and agile company

A year marked by the pandemic: stores open



A year marked by the pandemic: store & online sales

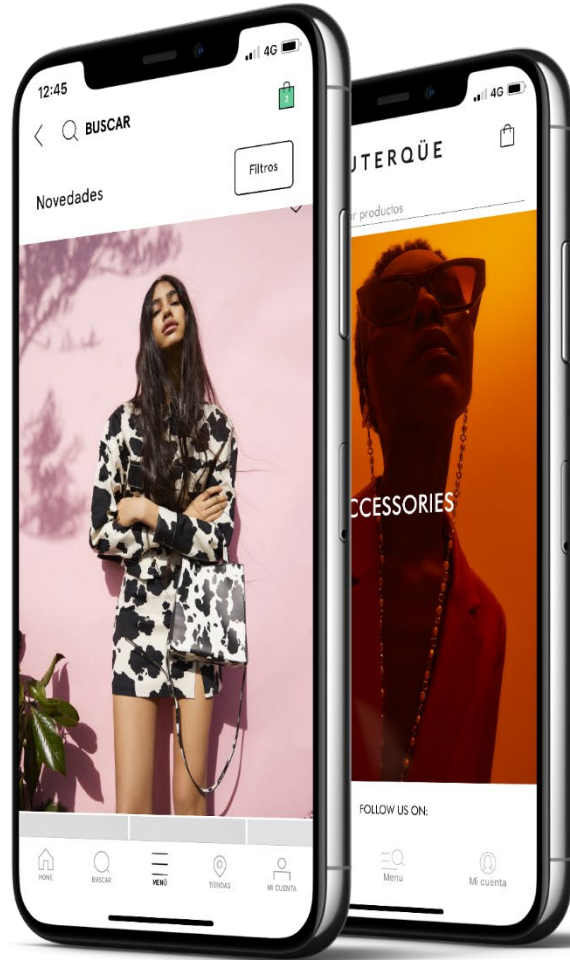


FY2020: Healthy sales productivity

	2020	2H2020	4Q2020
Trading hours	(25.5%)	(15%)	(23.5%)
Total store & online sales growth	(24.5%)	(15%)	(19.5%)

- ▶ On 31 January 2021 30% of stores were in full lockdown (versus 8% on 31 October 2020) and 52% had restrictions

Online continues to be a major growth driver

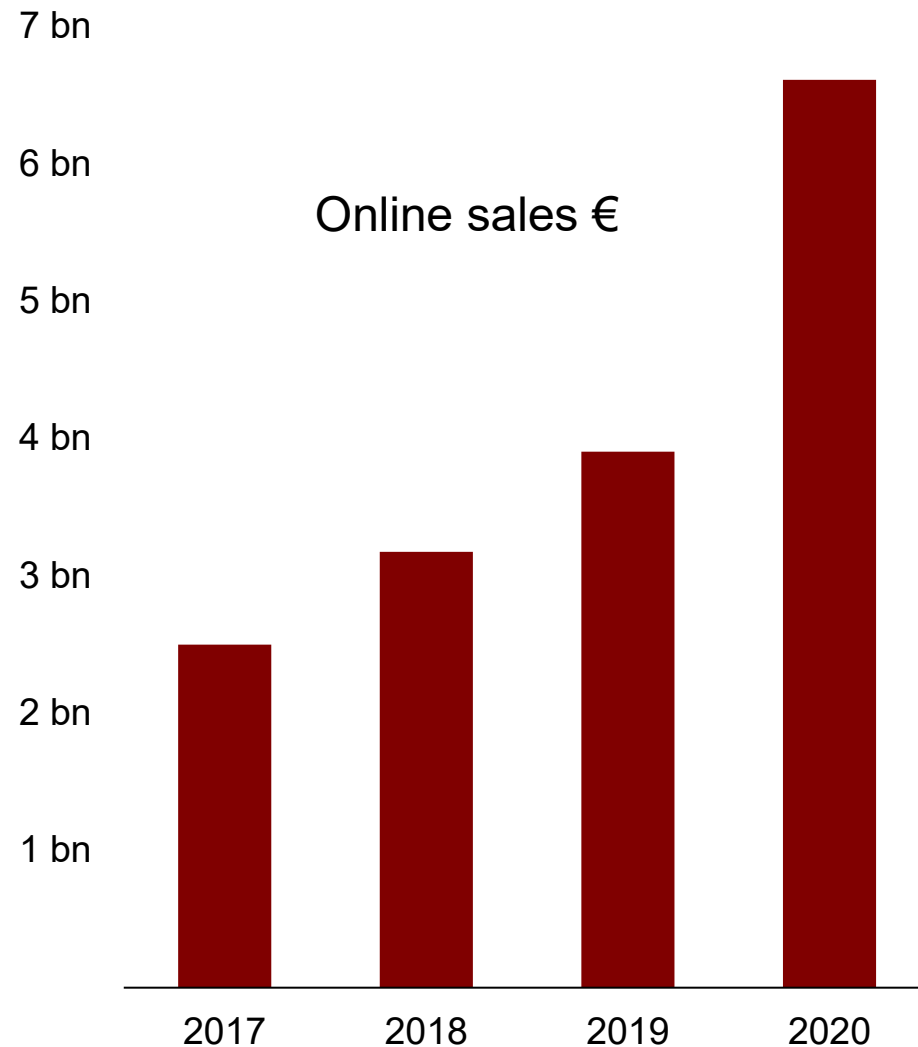


€6.6bn

Online sales
in 2020

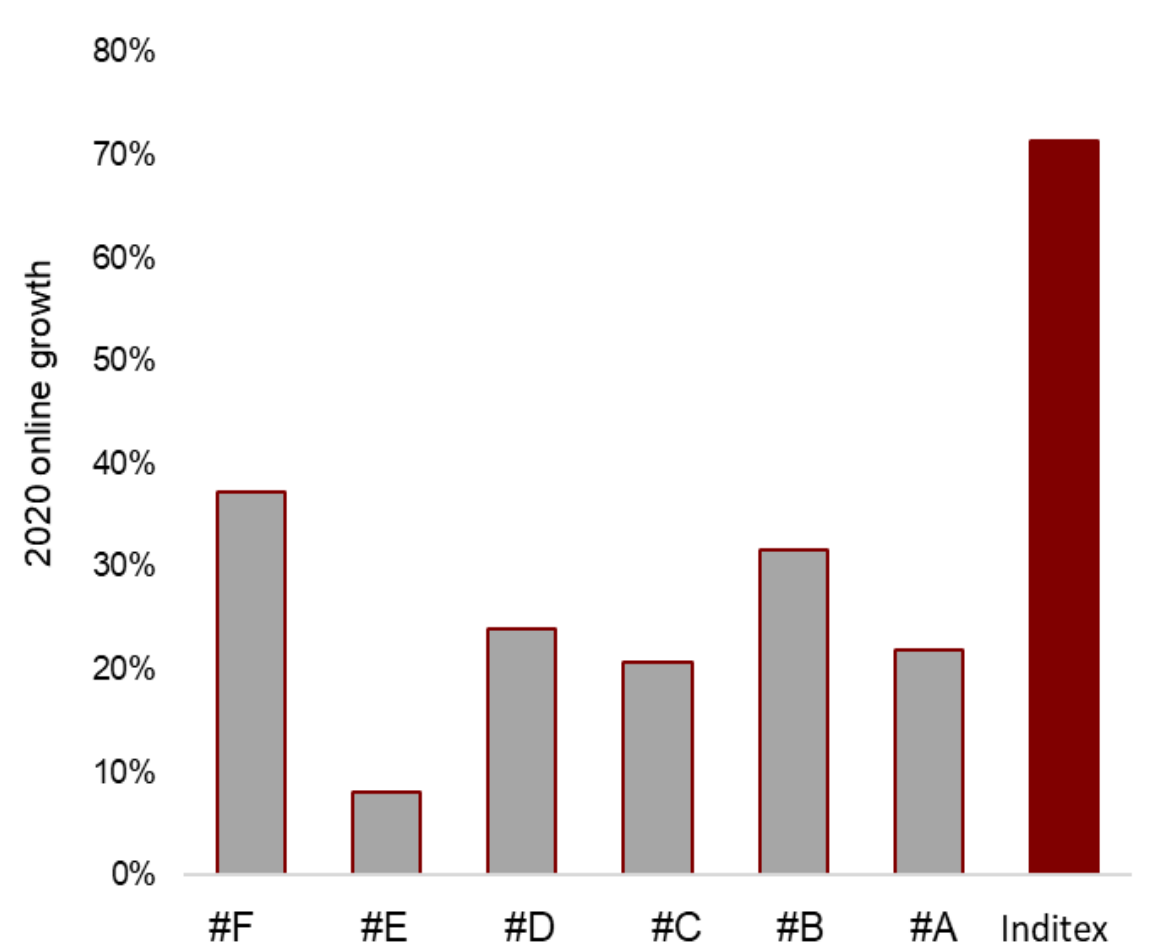
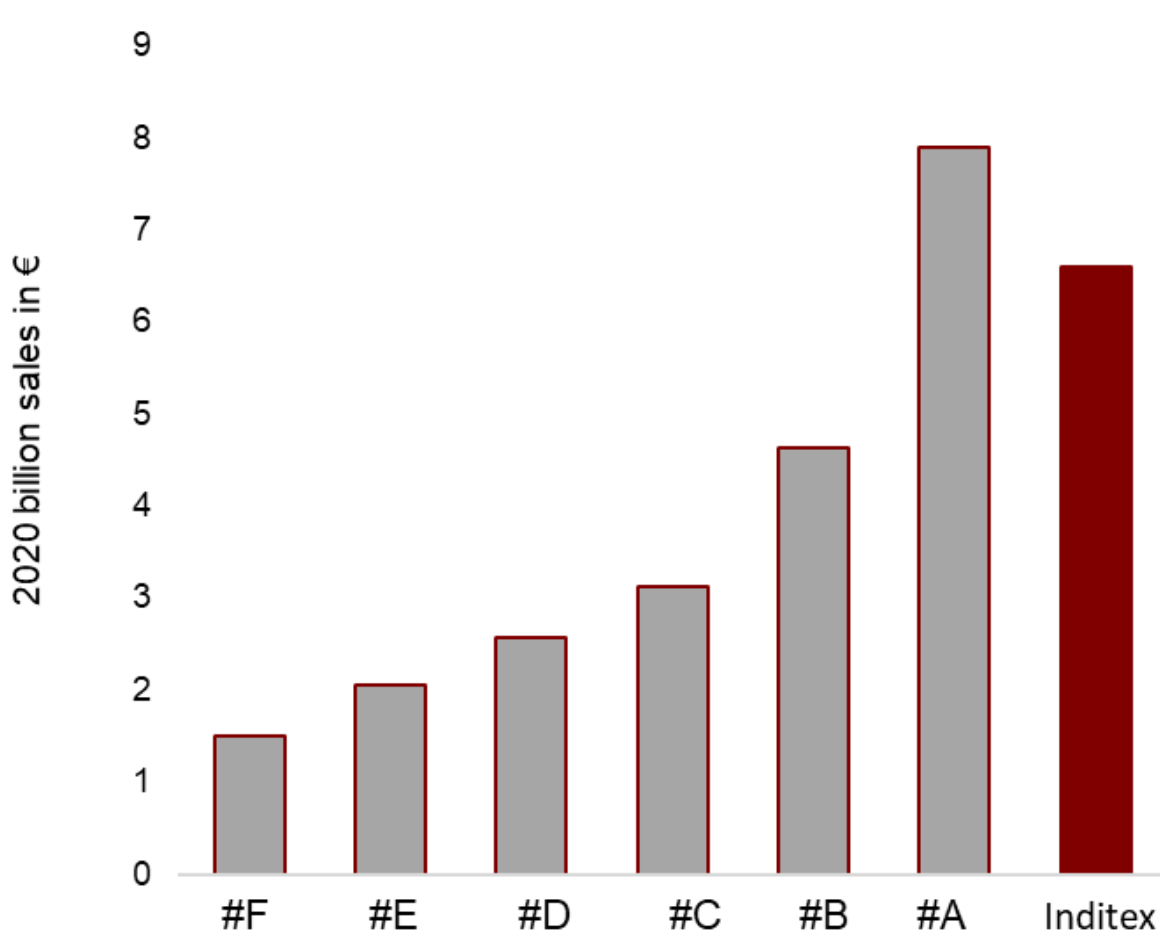
- ▶ Confirms strength of business model and fashion proposition
- ▶ Sector leading growth and profitability
- ▶ Non-dilutive to margins and lower capital intensity

Online sales €6.6 billion



- ▶ +77% increase in online sales in constant currency
- ▶ 95% of online growth organic
- ▶ SINT €1.2 billion
- ▶ 5.3 billion online visits, a +50% increase
- ▶ Strong growth continues into 2021

Online €6.6 billion with leading growth rates and profitability



Company data / Bloomberg estimates

A key year in Inditex's strategic transformation



2020: A key year in Inditex's strategic transformation

- ▶ Further strengthen our competitive advantage: Integrated store and online reinforce one another
- ▶ Stronger customer experience: Improved management of stores, inventory, supply chain, sales conversion
- ▶ Strong growth of online sales and reinforcement of digital capabilities
- ▶ Focus on high quality stores: all integrated, digital, eco-efficient
- ▶ Sustainability a key part of the strategy
- ▶ Reinforce long-term growth drivers. Higher returns. Lower capital intensity

Continuous investment in digitalisation



Digital capex €1bn over 2020-22
Zara online studio (67,000 m²) 2020
Inditex Open Platform 2019-2021

New Online studios for Zara




Single Inventory Integration (SINT)

- ▶ 2020 marked the completion of SINT rollout to all concepts and geographies
- ▶ SINT contribution to 2020 online sales €1.2 billion

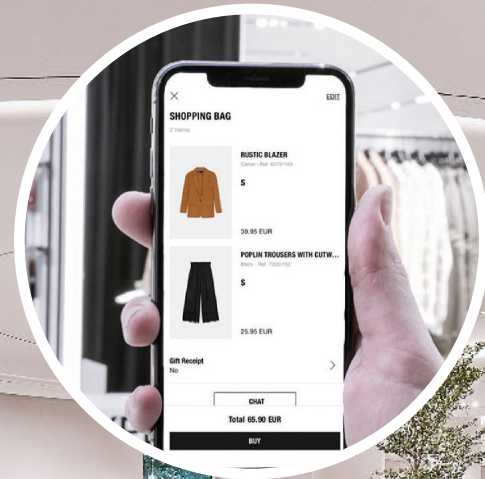


**INTEGRATED
SINT
STOCK PROJECT**

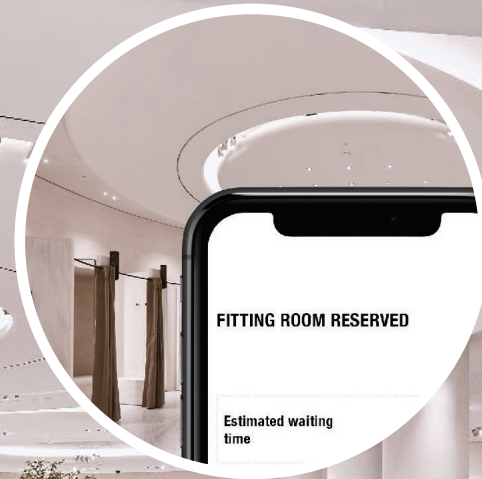
Investment in digital integration: the store in-your-pocket 24/7



Discovery



Geolocation



Fitting



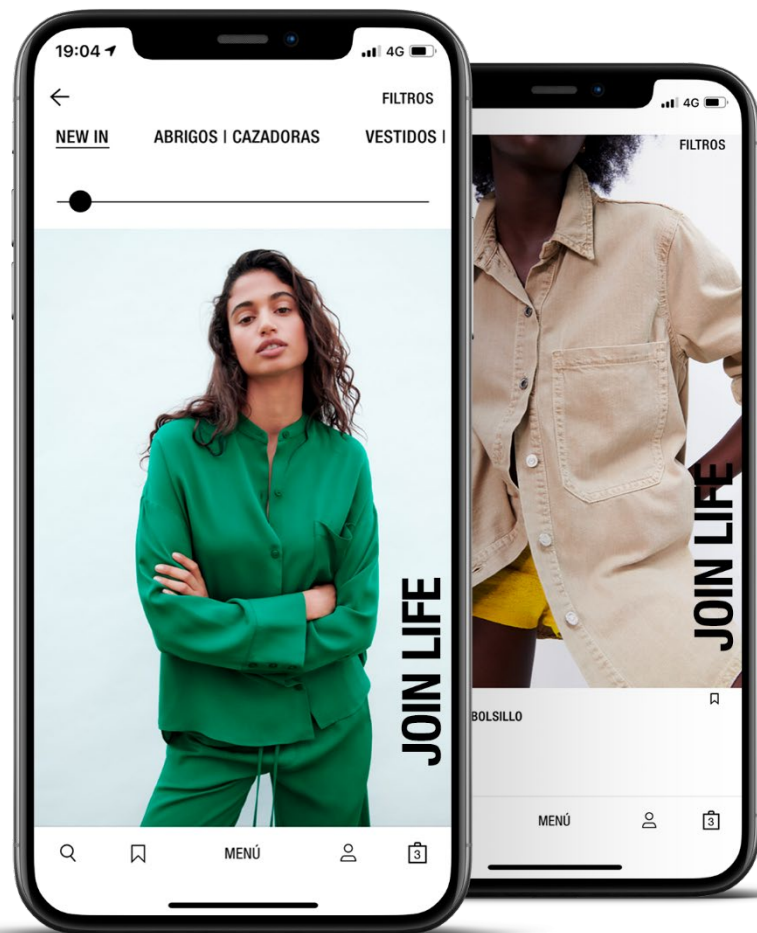
Acquisition /
Customer service

Sustainability a key part of the strategy



- ▶ Sustainability in supply chain
- ▶ Renewable energies
- ▶ Sustainable fabrics
- ▶ Eco-efficient stores
- ▶ Zero-waste / recycling

Sustainability 2020 targets



Objective	2020
100% eco-efficient stores	✓
100% stores w. containers for used garments	✓
More than 25% of Join Life garments	35%
100% certified forest friendly fibres	✓
Removal of plastic bags in all concepts	✓
Zero discharge commitment	✓
65% renewable energy in own facilities	80%

Sustainability 2023 targets



Objective

Zero waste from our facilities

100% sustainable cellulosic fibres

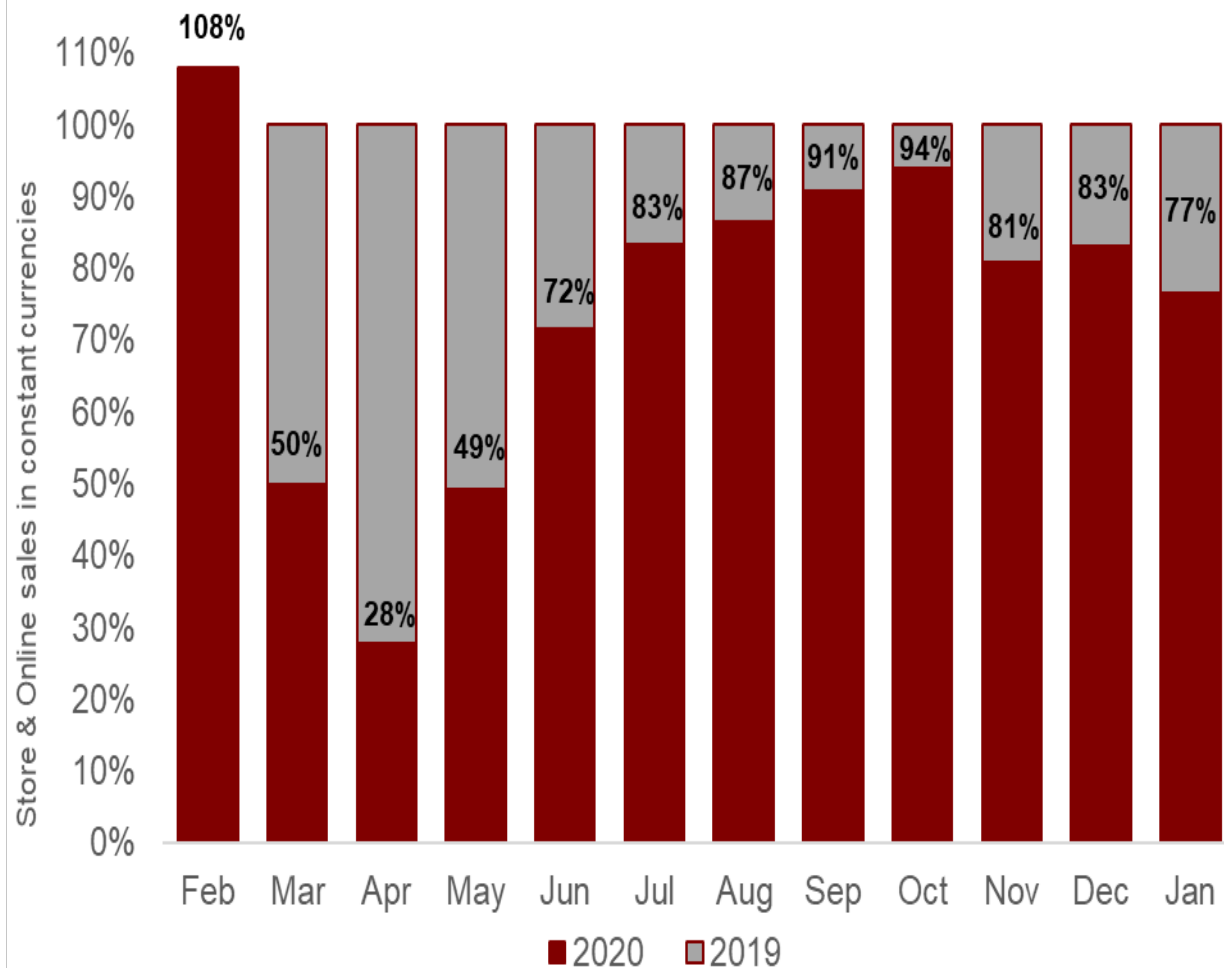
100% free of single-use plastic

100% of all packaging materials collected for reuse/recycle in our supply chain

Financial Summary



2020: A year marked by the pandemic



- ▶ Remarkable execution of store, online and supply chain
- ▶ Store sales recovering progressively
- ▶ Online sales continue growing at an outstanding pace
- ▶ New temporary restrictions in some markets from 19 October 2020
- ▶ Healthy sales productivity

2020: A year marked by the pandemic

€ million	2020	20/19
Net sales	20,402	(28%)
Gross profit	11,390	(28%)
EBITDA	4,552	(40%)
Net income	1,106	(70%)

- ▶ Active management of supply chain
- ▶ Healthy gross margin evolution
- ▶ Strong reduction in operating expenses

2020: Second half recovery

€ million	2H2020	20/19
Net sales	12,369	(20%)
Gross profit	6,878	(19%)
EBITDA	3,066	(26%)
Net income	1,300	(38%)

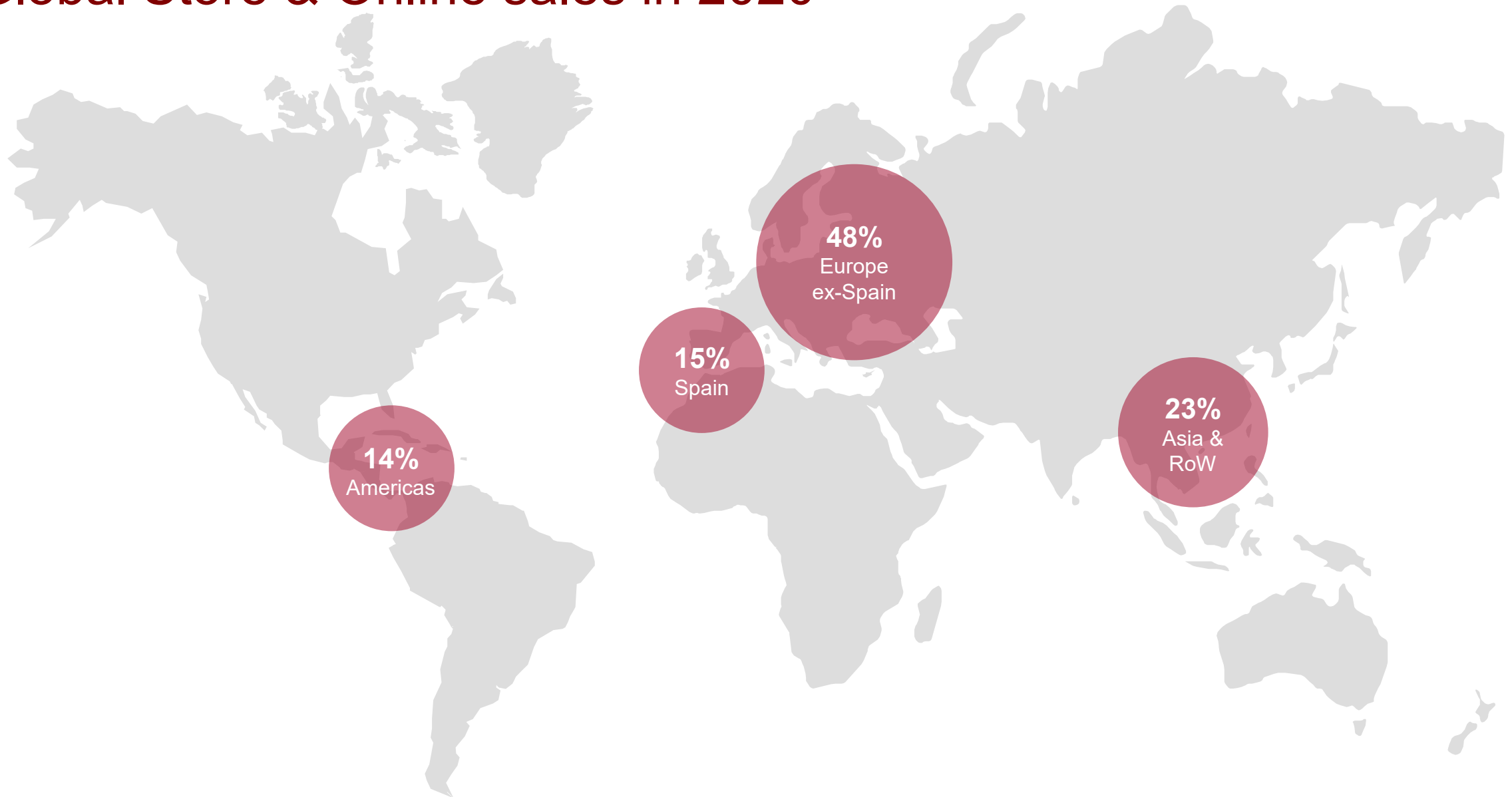
- ▶ Strong recovery in challenging environment
 - ▶ Active management of supply chain
 - ▶ Healthy gross margin evolution
 - ▶ Strong reduction in operating expenses
-
- ▶ Exceptional costs of €394m in 2H2020 due to Covid-19

2020: Sales

€ million	2020	2019
Net sales	20,402	28,286

- ▶ Second half recovery in sales
- ▶ Online sales +77% CC in 2020
- ▶ 2020 sales trends improve as stores reopen and online sustains outstanding progress

Global Store & Online sales in 2020



Gross margin

	2020	2019
Gross margin	55.83%	55.88%

- ▶ Flexibility of supply chain key to gross margin performance
- ▶ CC gross margin +170 bps to 57.58% (+257 bps in 2H2020)

Operating efficiencies

€ million	2020	2019	20/19
Op. expenses	6,807	8,176	(17%)

- ▶ Very efficient cost management across all departments and business areas
- ▶ Demonstrates our ability to react and adapt continuously to the changing trading environment
- ▶ The main components of operating expenses have shown a very good performance
- ▶ Exceptional costs of €394m in 2H2020 due to Covid-19

Depreciation

€ million	2020	2019	20/19
Depreciation	(3,045)	(2,826)	8%

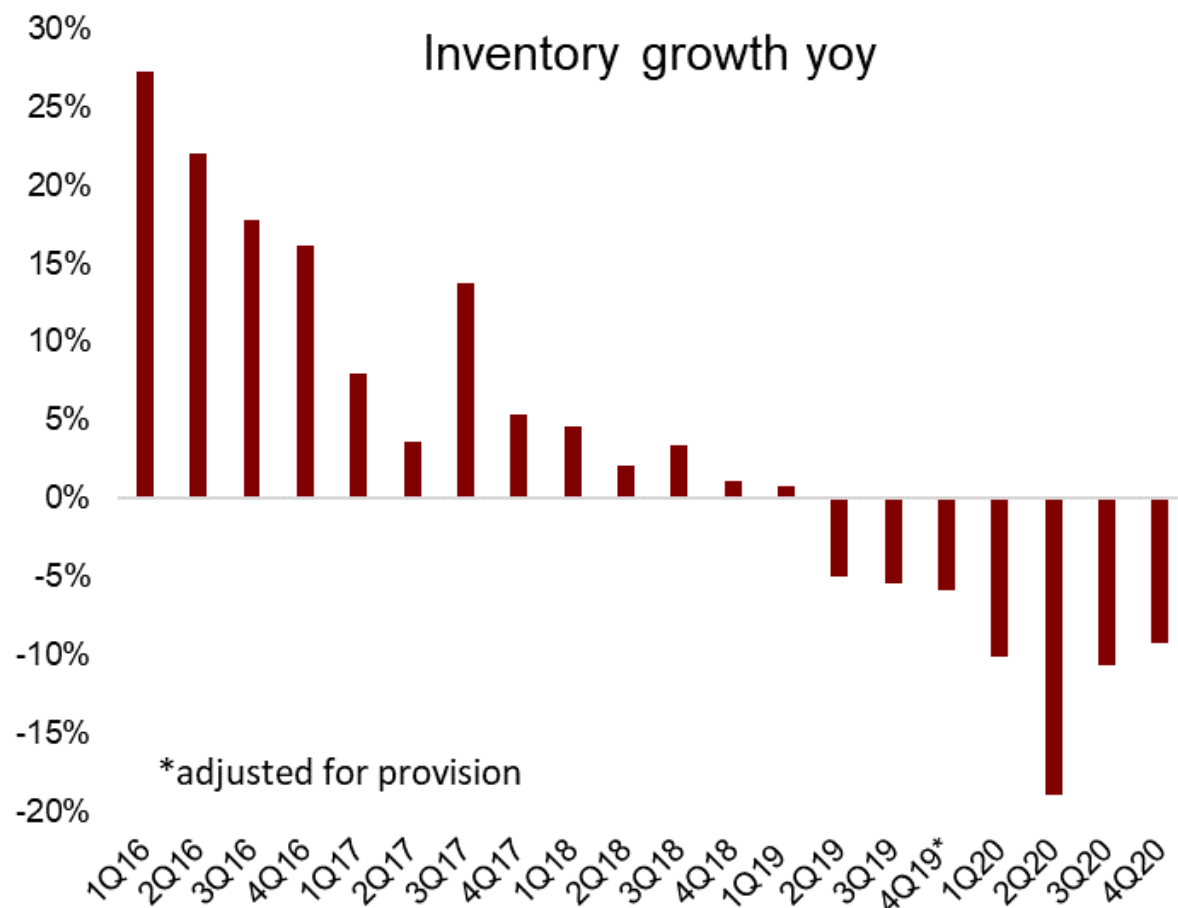
- ▶ Depreciation & Amortisation includes completion of space optimisation 2020-2021 booked in 1Q2020

Financial results

€ million	2020	2019	20/19
Financial results	(139)	(152)	(8%)

- ▶ Interest on lease liability amounted to €120m

Efficiencies in operations



- ▶ Efficiencies from single inventory position
- ▶ Technology enabled by RFID & SINT fully rolled out in 2020
- ▶ In-store inventory to fulfill online orders
- ▶ Store optimisation improves inventory allocation
- ▶ Higher product availability and full price sales
- ▶ Strong cash generation

Flexible business model

€ million	FY2020	20/19
Inventory	2,321	(9%)*
Receivables	715	(8%)
Payables	(4,747)	(15%)
Operating working capital	(1,711)	(24%)*
Net Cash & Equivalents	7,560	(6%)

- ▶ Robust cash generation in a disrupted trading environment

*Excluding 4Q2019 inventory provision

Cash flow summary

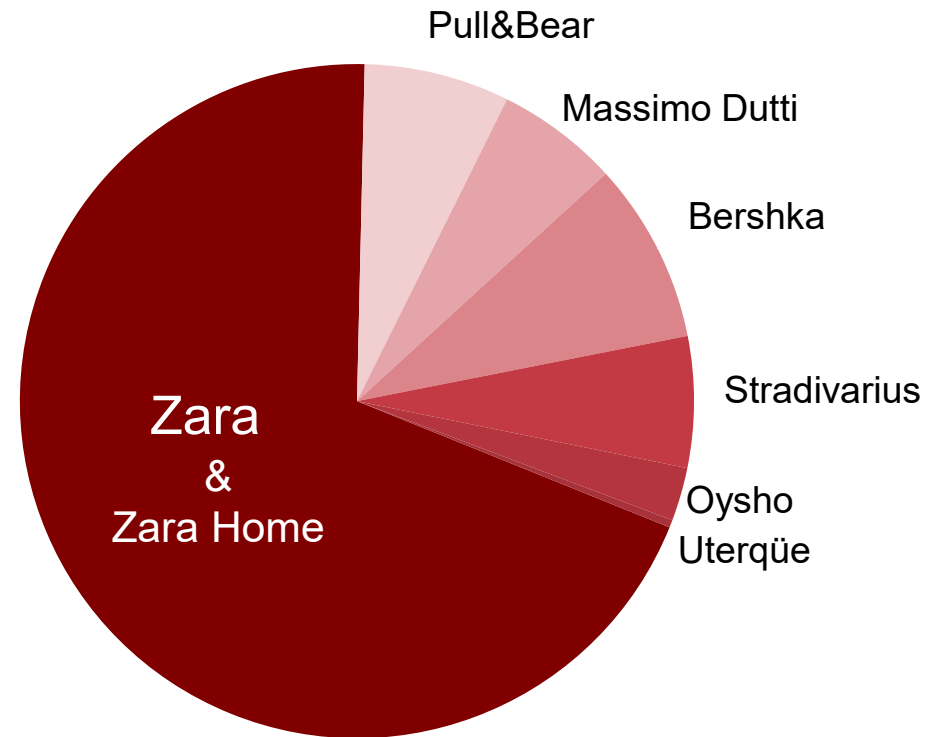
€ million	FY2020
Funds from operations	3,864
Lease payments	(1,673)
Funds from operations*	2,191
Change in working capital	(847)
Cash from Operations	1,344
Capital expenditure	(713)
Free cash flow	631
Dividends	1,090

*FFO including lease payments

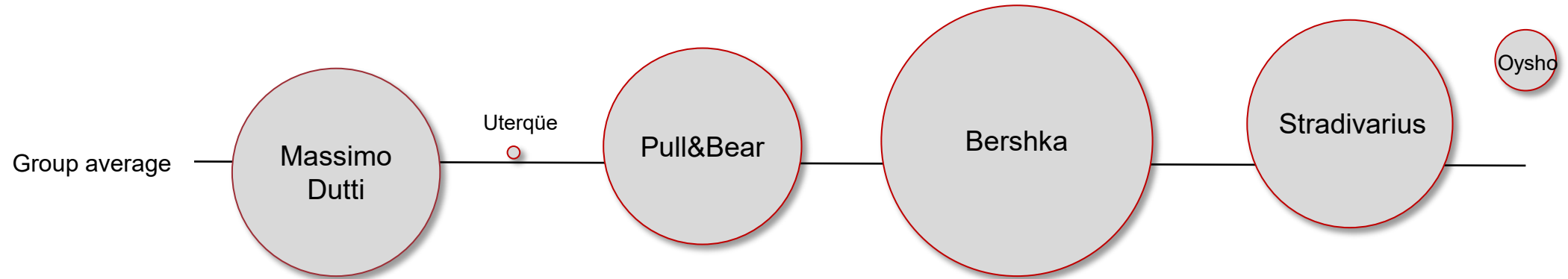
Concepts



Store & Online sales by concept

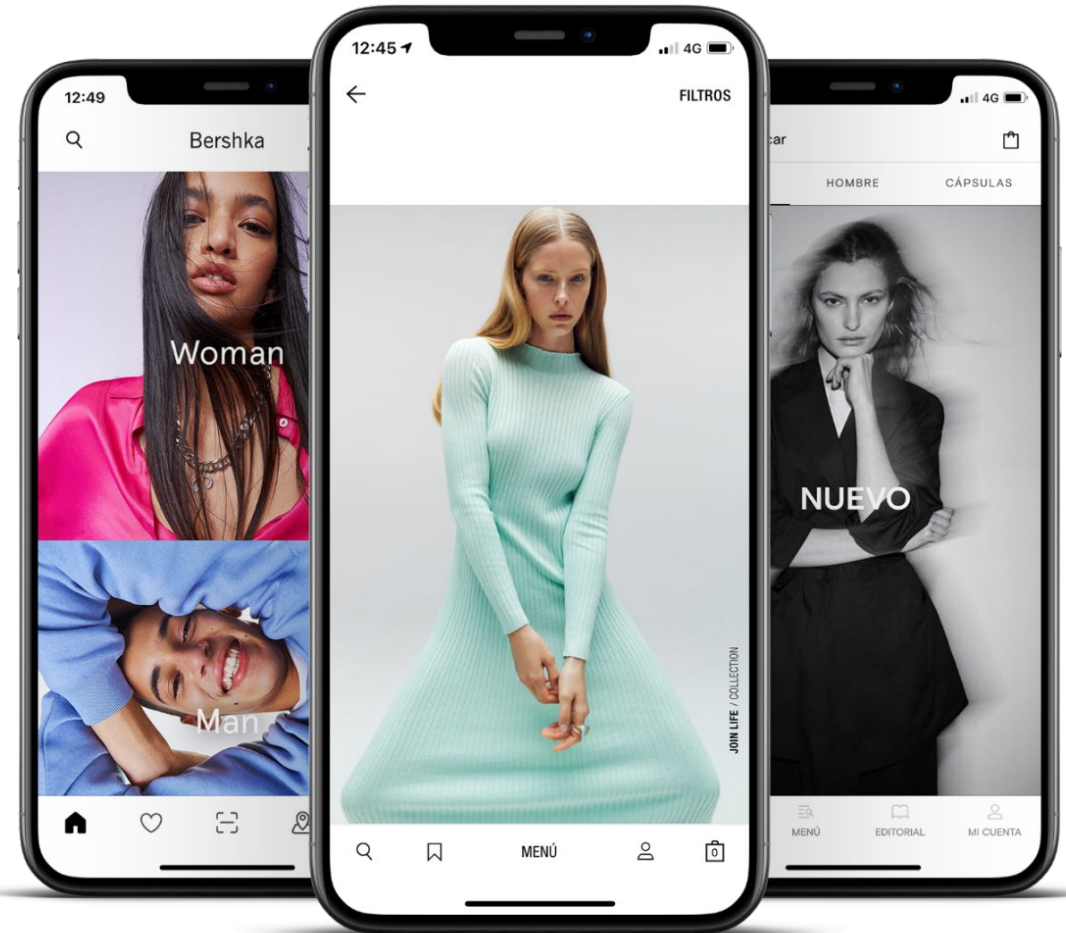


Performance per concept



Concepts

- ▶ Remarkable online growth across all concepts
- ▶ Strong performance of Oysho and Zara Home
- ▶ Optimisation activity in all concepts



Outlook



FY2022 outlook

- ▶ Global fully integrated Store & Online
- ▶ Strong organic growth. Increased differentiation of the model
- ▶ Strong online sales growth to continue
- ▶ Capital expenditure c€900m annually (2020-22). Digital capex €1 billion for 2020-2022
- ▶ Sustainability is central to the strategy
- ▶ Increased profitability. Lower capital intensity

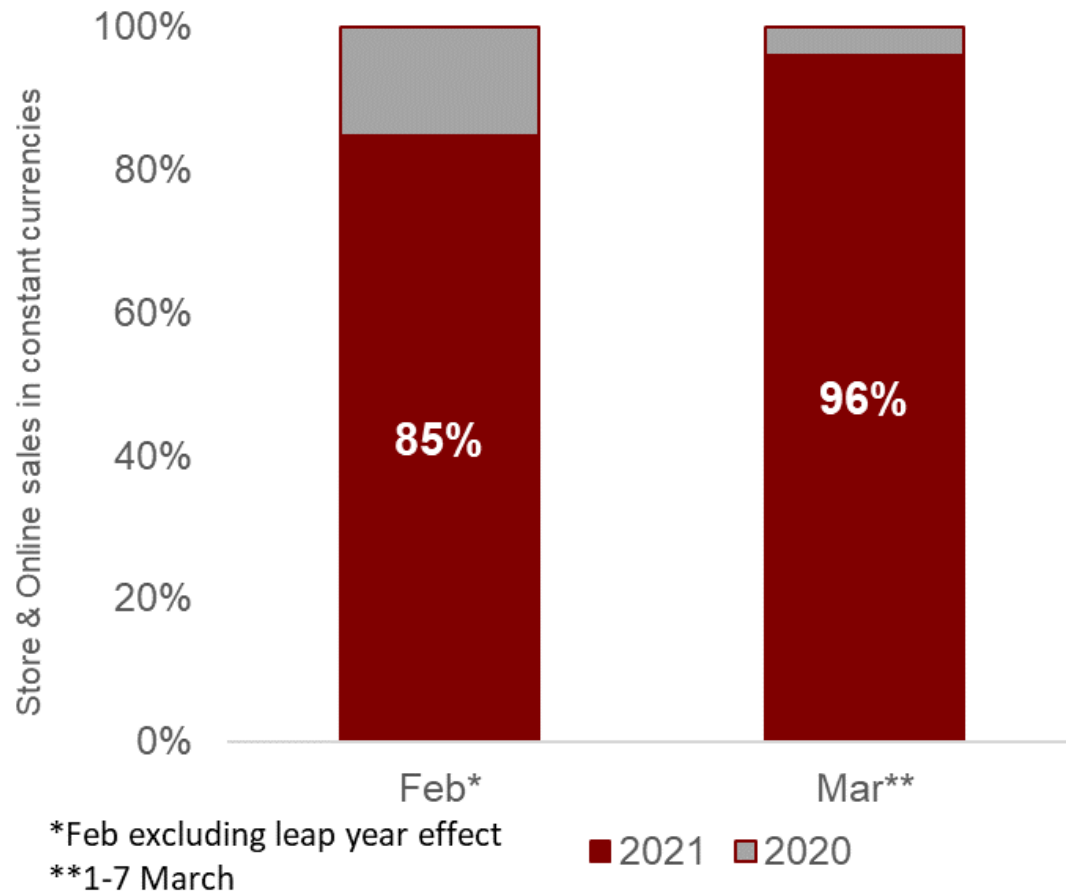
Online key to Growing Markets

- ▶ Full integration between store & online key to best customer experience
- ▶ Online access in all markets
- ▶ Strong acceleration in online to date
- ▶ 5.3 billion online visits in 2020, +50%
- ▶ 200 million followers on social media
- ▶ 132 million active apps in 2020
- ▶ Leading online growth, not dilutive to group margins

Unique business model: Global fully integrated Store & Online



FY2021 outlook



- ▶ Spring/Summer collections have been very well received by our customers
- ▶ In February an average of 21% of stores were temporarily closed. At 8 March 15% of stores remained temporarily closed
- ▶ Store and online sales 1-7 March were -4% vs -4% in same period last year. Excluding the 5 most relevant markets in lockdown at the moment (Brazil, Germany, Greece, Portugal and UK) sales grew +2%
- ▶ According to current information, practically 100% of stores will be open by 12 April

Dividend

- ▶ Inditex's Dividend Policy of 60% ordinary payout and bonus dividends remains in place
- ▶ Inditex's Board of Directors will propose to the Annual General Meeting a dividend of 70 cents per share for fiscal 2020. This will be composed of an ordinary dividend of 22 cents and a bonus dividend of 48 cents per share
- ▶ The dividend will be made up of two equal payments on 3 May 2021 and 2 November 2021
- ▶ The remainder of the bonus dividend (30 cents per share) will be paid in calendar year 2022

2020 Results

10 March 2021

